

General

HTW-L329E-220 is a ceiling-mounted passive infrared detector with high stability. It based on infrared automatic control technology, when people enter the induces scope, the special-purpose sensor surveys the mutative infrared spectrum of human body, then the switch automatically connect upload equipment, until detecting people not in the induction scope and automatically shut-off timely.

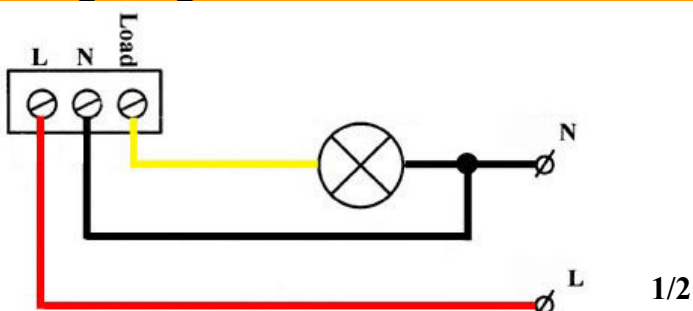
Features

- **Bipolarity design:** Similar with ordinary wall switch (three connections), load capacity upto1000W.
- **Completely automatic induction:** The switch automatically connect upload equipment, until detecting people not in the induction scope and automatically shut-off timely.
- **High-performanced switch relay:** Connection load strength, load capacity upto1000W, switches upto 100,000 times.
- **Delay time adjustable:**16 - 350S
- **Low power consumption:**Switch own power loss<0.016W/h (year consumes electricity< 0.14 kwh).
- **Anti-radar function:** Lightning protection components built inside.

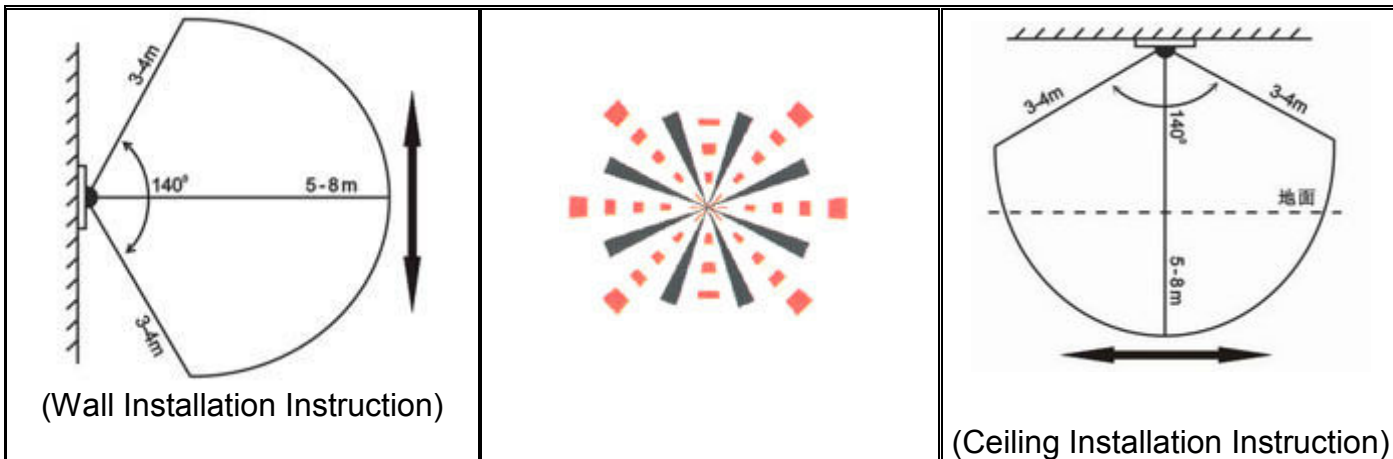
Electrical Parameter

Induction way	Passive	Working voltage	180V-AC240V(50Hz/60Hz)
Induction principle	Human body Infrared	Self power consumption	<0.016W/h
Induction distance	7 meters	Loading capacity	Inductive 500W Resistance 1000W
Induction angle	140 degrees coning angles	Loading Equipment	Various
Lux range	5LUX-500LUX (adjustable)	Ambient temperature	-20℃—+50℃


Wiring Diagram



Installation



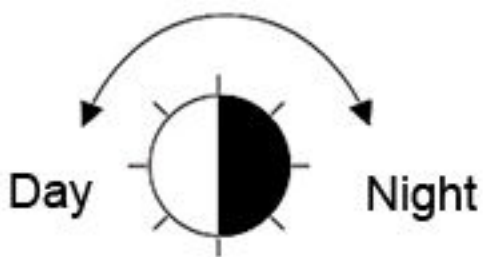
Pictures



Locator Adjust

Locator-105:16-350s, Default setting-short-16s

Locator-204: 5LUX-500LUX, Default setting-short-5LUX



204-Lux adjust



105-Delay time adjust